


COMBAT AND GROUND


GROUND

Attention




Extend arm sideways, slightly above horizontal; palm to front; wave arm to and from head several times.

Ready to Move




Extend arm toward person being signaled; then raise arm slightly above horizontal, palm outward.

I Do Not Understand




Raise both arms to horizontal with arms bent. Place both hands across face with palms forward.

Disregard



Raise both arms and cross wrists above head with palms to front.

Mount




Two or three movements upward with open hand, palm uppermost.

Move Forward



Move hands and forearms back-and-forth with palms toward chest.

Start Engine (Day)




Simulate cranking of engine by moving arm and fist in circular motion at waist level.

Start Engine (Night)



Move light in horizontal figure 8 pattern in front of body.

Stop (Day)




Raise hand upward to full extent of arm, palm to front. Hold position until signal is understood.

Stop (Night)




Move light back-and-forth several times across path of traffic to stop vehicles or turn off engine.

Stop




Clasp hands together, palms facing, at chin level. (Note: Alternate signal to stop tracked vehicles.)

Neutral Steer



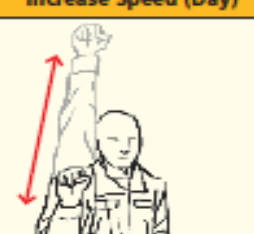
Cross wrists at throat; point index finger in direction of steer. Make fist with other hand. (Note: For tracked vehicles.)

Stop Engine



Extend arm parallel to ground, hand open and move arm across body in throat-cutting motion.

Increase Speed (Day)




Raise fist to shoulder level; thrust fist up to full extent of arm and back to shoulder rapidly several times.

Increase Speed (Night)



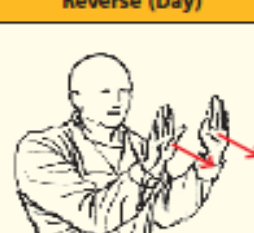
Move light vertically several times in front of body.

Advance




Face direction of movement; extend arm to rear; swing arm overhead and forward in direction of movement and hold horizontal with palm down.

Reverse (Day)



Face vehicle with hands to shoulder level & palms forward. Move hands forward & back.

Reverse (Night)



Hold light at shoulder level and blink several times at stationary vehicle.

TACTICAL GUIDE SIGNALS

VEHICLE

